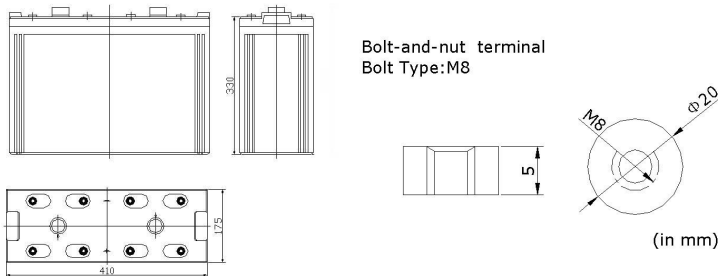


PHYSICAL SPECIFICATION



Nominal Voltage		2V
Nominal Capacity (10HR)		800Ah
Dimension	Length	410±2mm (16.14 inches)
	Width	175±2mm (6.89 inches)
	Container Height	330±2mm (12.99inches)
	Total Height	365±2mm (14.37 inches)
Weight		Approx. 55Kg ±3% (121.2lbs)
Standard Terminal		Bolt-and-nuts terminal Bolt Type: M8



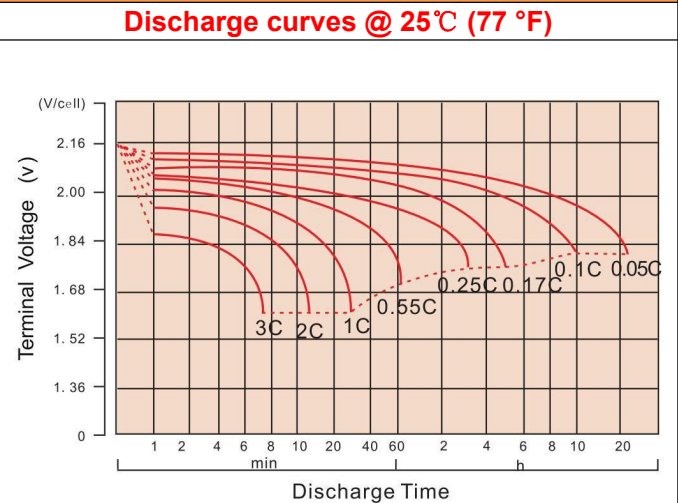
Shimastu Gel series Gel Batteries are manufactured with special separators and silica gel immobilizing the electrolyte inside the battery, it is perfect for frequent cyclic deep discharge or standby applications under harsh environments, and has a long service life.

Features:

1. Special polar plate design, which ensures a designed floating charge life of 20 years at 25°C (77 °F)
2. Equalized current distribution, the active material is not easy to fall off
3. High gas recombination efficiency
4. Good deep discharge resilience performance
5. No delamination phenomena in the electrolyte
6. Manufactured with high-porosity

ELECTRICAL SPECIFICATION

Characteristics		
Capacity	10 hour rate (80A)	800Ah
	5 hour rate (136A)	680Ah
	3 hour rate (200A)	600Ah
	1 hour rate (440A)	440Ah
Capacity affected by temperature	40°C (104 °F)	102%
	25°C (77 °F)	100%
	0°C (32 °F)	85%
Max. Discharge Current	3200A (5 sec)	
Short Circuit Current	6400A	
Designed floating life	20 Years (25°C)	
Internal Resistance	Full charged battery (25°C, 77 °F) 0.32mΩ	
Constant Voltage Charge	Cycle	Initial Charging Current less than 200A Voltage 2.35~2.40V at 25°C (77 °F) Temperature Coefficient -5mV/°C
	Standby	No limit on Initial Charging Current Voltage 2.23V at 25°C (77 °F) Temperature Coefficient -3.3mV/°C

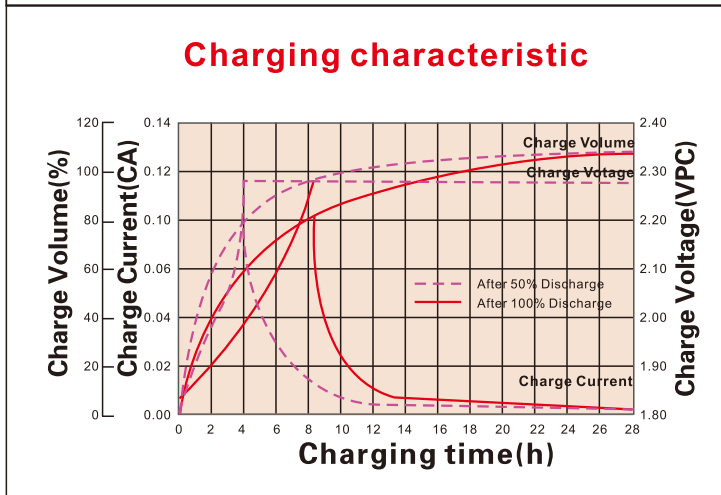
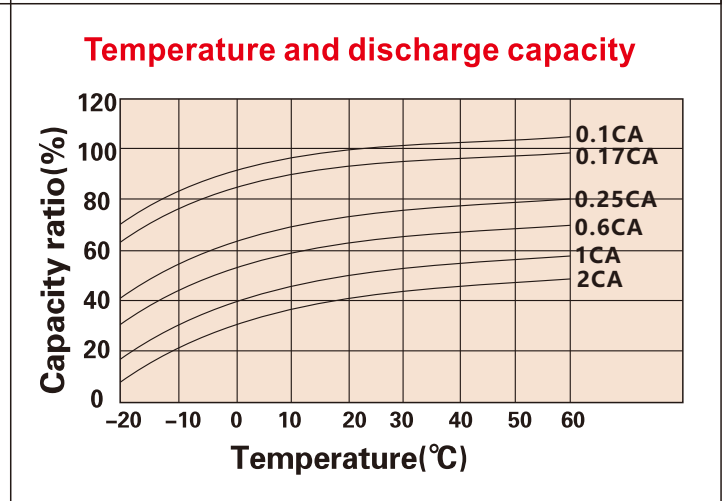
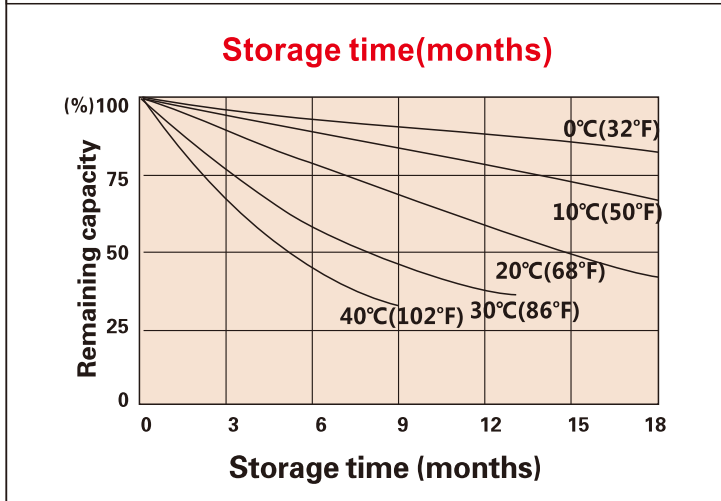
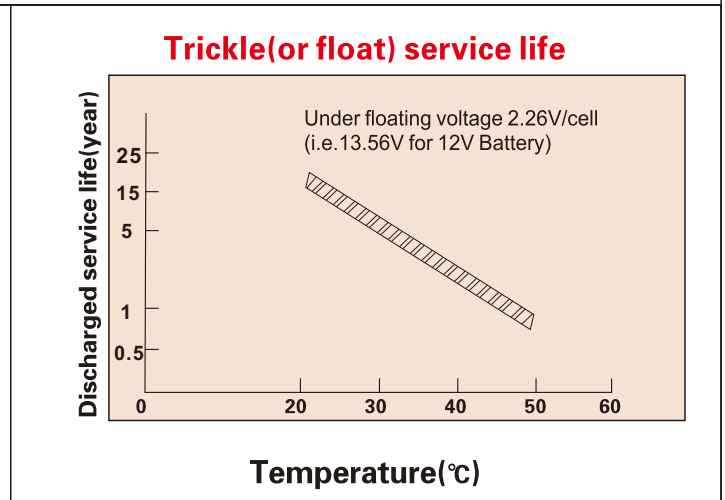
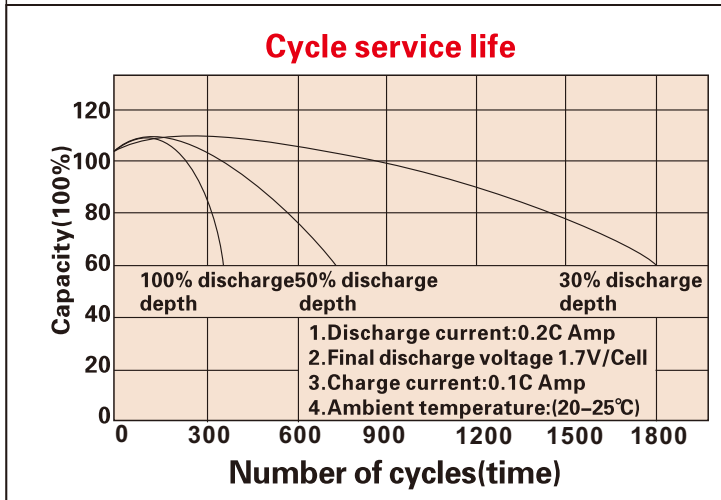


CONSTANT CURRENT DISCHARGE RATING A@25°C

F.V/TIME	15MIN	30MIN	1HR	3HR	4HR	5HR	8HR	10HR	20HR
1.60V	1169.1	773.8	490.0	226.4	181.9	151.5	101.7	84.6	44.1
1.65V	1095.4	742.9	473.2	219.4	177.1	147.4	100.3	83.5	43.5
1.70V	1025.8	710.0	457.9	213.3	172.3	143.5	98.9	82.4	42.9
1.75V	954.7	678.8	440.0	206.8	167.9	139.9	97.5	81.0	42.4
1.80V	881.7	648.7	424.3	200.0	163.0	136.0	95.9	80.0	42.0

CONSTANT POWER DISCHARGE RATING WATT PER CELL@25°C

F.V/TIME	15MIN	30MIN	1HR	3HR	4HR	5HR	8HR	10HR	20HR
1.60V	2044.0	1405.4	920.7	431.9	349.3	292.0	200.0	167.0	86.7
1.65V	1943.4	1363.5	894.2	420.9	340.9	284.9	196.6	164.6	85.6
1.70V	1847.4	1316.3	870.6	410.6	332.9	278.4	193.8	162.3	84.8
1.75V	1744.2	1271.2	842.0	400.6	325.7	272.4	191.5	160.0	84.0
1.80V	1633.0	1227.2	816.4	388.3	317.7	265.8	189.2	157.4	83.2



Storage Temperature	Supplementary Charge Interval	Charge Method
≤20°C	Every 12 months	Less or 24 hours with a constant voltage of 2.3V/cell
20-30°C	Every 8 months	12-18 hours with a constant voltage of 2.45V/cell
≥30°C	Storage to be avoided	8-12 hours with a constant current of 0.05CA

APPLICATIONS

<p>Standby Usage:</p> <ul style="list-style-type: none"> • UPS • Emergency Lights • Alarm Systems • Telecommunication Systems 	<p>Cyclic Usage:</p> <ul style="list-style-type: none"> • Medical Equipments • Electric Instruments • Toys • Camcorder and Solar Systems 	<p>Motive Usage:</p> <ul style="list-style-type: none"> • Golf Cars • Wheelchairs • Lawnmowers • Motorcycle
--	---	--

(Note) All above information shall be changed without prior notice, Shimastu reserves the right to explain and update the latest information.