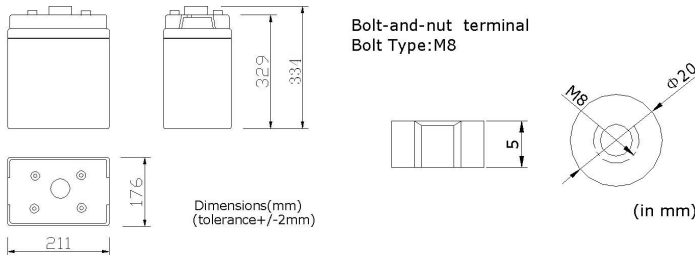


PHYSICAL SPECIFICATION

Nominal Voltage		2V
Nominal Capacity (10HR)		400Ah
Dimension	Length	211±2mm (8.31 inches)
	Width	176±2mm (6.93 inches)
	Container Height	329±2mm (12.95 inches)
	Total Height	367±2mm (14.45 inches)
Weight		Approx. 27 Kg ±3% (59.5lbs)
Standard Terminal		Bolt-and-nuts terminal Bolt Type: M8



Shimastu Gel series Gel Batteries are manufactured with special separators and silica gel immobilizing the electrolyte inside the battery, it is perfect for frequent cyclic deep discharge or standby applications under harsh environments, and has a long service life.

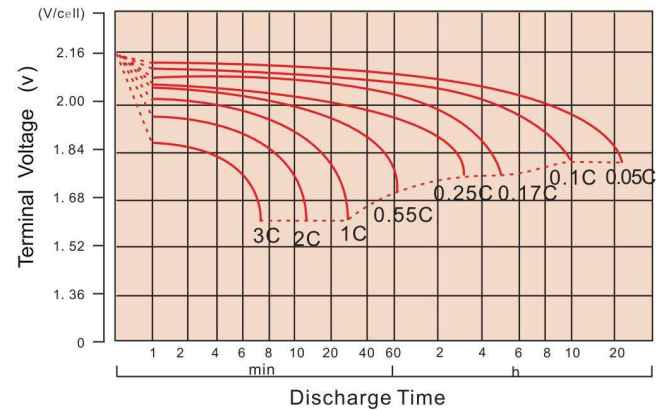
Features:

1. Special polar plate design, which ensures a designed floating charge life of 20 years at 25°C (77 °F)
2. Equalized current distribution, the active material is not easy to fall off
3. High gas recombination efficiency
4. Good deep discharge resilience performance
5. No delamination phenomena in the electrolyte
6. Manufactured with high-porosity

ELECTRICAL SPECIFICATION

Characteristics		
Capacity	10 hour rate (40A)	400Ah
	5 hour rate (68A)	340Ah
	3 hour rate (100A)	300Ah
	1 hour rate (220A)	220Ah
Capacity affected by temperature	40°C (104 °F)	102%
	25°C (77 °F)	100%
	0°C (32 °F)	85%
Max. Discharge Current	2400A (5 sec)	
Short Circuit Current	3500A	
Designed floating life	20 years (at 25°C)	
Internal Resistance	Full charged battery (25°C, 77 °F) 0.55mΩ	
Constant Voltage Charge	Cycle	Initial Charging Current less than 100A Voltage 2.35~2.40V at 25°C (77 °F) Temperature Coefficient -5mV/°C
	Standby	No limit on Initial Charging Current Voltage 2.25~2.30V at 25°C (77 °F) Temperature Coefficient -3.3mV/°C

Discharge curves @ 25°C (77 °F)



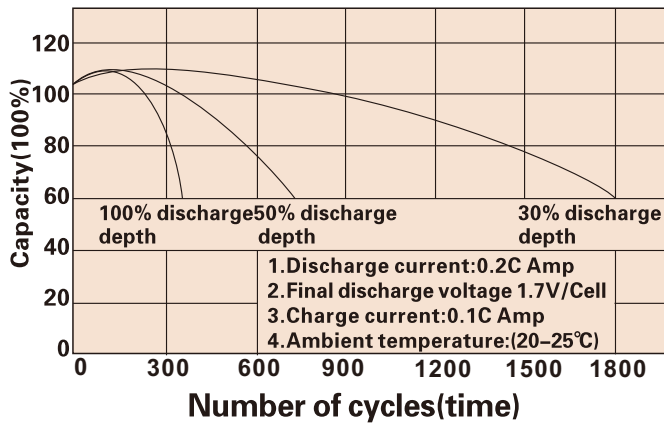
CONSTANT CURRENT DISCHARGE RATING A@25°C

F.V/TIME	15MIN	30MIN	1HR	3HR	4HR	5HR	8HR	10HR	20HR
1.60V	615.3	388.8	245.0	113.2	90.9	75.8	50.9	42.3	22.1
1.65V	576.5	373.3	236.6	109.7	88.5	73.7	50.2	41.8	21.8
1.70V	539.9	356.8	229.0	106.7	86.1	71.8	49.4	41.2	21.5
1.75V	502.5	341.1	220.0	103.4	83.9	69.9	48.7	40.5	21.2
1.80V	464.1	326.0	212.1	100.0	81.5	68.0	47.9	40.0	21.0

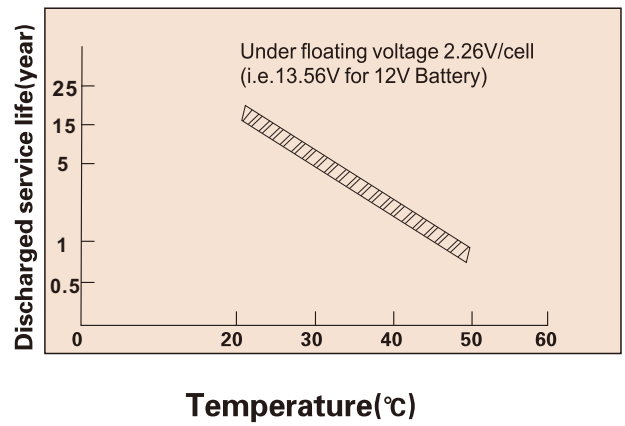
CONSTANT POWER DISCHARGE RATING WATT PER CELL@25°C

F.V/TIME	15MIN	30MIN	1HR	3HR	4HR	5HR	8HR	10HR	20HR
1.60V	1075.8	706.3	460.3	215.9	174.7	146.0	100.0	83.5	43.4
1.65V	1022.9	685.2	447.1	210.4	170.5	142.5	98.3	82.3	42.8
1.70V	972.3	661.5	435.3	205.3	166.4	139.2	96.9	81.1	42.4
1.75V	918.0	638.8	421.0	200.3	162.8	136.2	95.8	80.0	42.0
1.80V	859.5	616.7	408.2	194.2	158.8	132.9	94.6	78.7	41.6

Cycle service life



Trickle(or float) service life



Storage time(months)



Temperature and discharge capacity



Charging characteristic



Storage Temperature	Supplementary Charge Interval	Charge Method
≤20°C	Every 12 months	Less or 24 hours with a constant voltage of 2.3V/cell
20-30°C	Every 8 months	12-18 hours with a constant voltage of 2.45V/cell
≥30°C	Storage to be avoided	8-12 hours with a constant current of 0.05CA

APPLICATIONS

Standby Usage:

- UPS
- Emergency Lights
- Alarm Systems
- Telecommunication Systems

Cyclic Usage:

- Medical Equipments
- Electric Instruments
- Toys
- Camcorder and Solar Systems

Motive Usage:

- Golf Cars
- Wheelchairs
- Lawnmowers
- Motorcycle

(Note) All above information shall be changed without prior notice, Shimastu reserves the right to explain and update the latest information.