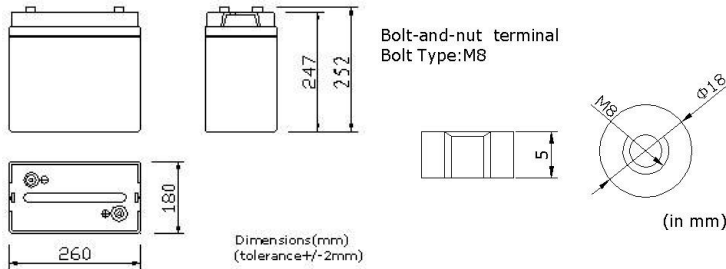


PHYSICAL SPECIFICATION

Nominal Voltage		6V
Nominal Capacity (10HR)		150Ah
Dimension	Length	260±2mm (10.24 inches)
	Width	180±2mm (7.09 inches)
	Container Height	247±2mm (9.72 inches)
	Total Height	252±2mm (9.92 inches)
Weight		Approx. 23.8Kg ±3% (52.46lbs)
Standard Terminal		Bolt-and-nuts terminal) Bolt Type: M8



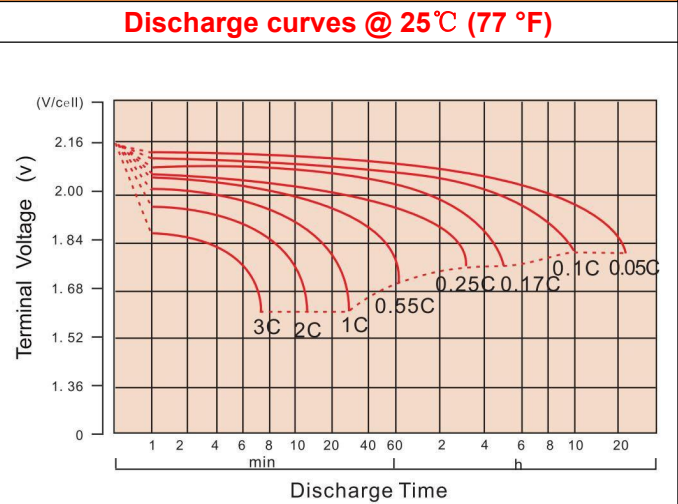
Shimastu Gel series Gel Batteries are manufactured with special separators and silica gel immobilizing the electrolyte inside the battery, it is perfect for frequent cyclic deep discharge or standby applications under harsh environments, and has a long service life.

Features:

1. Special polar plate design, which ensures a designed floating charge life of 15 years at 25°C (77 °F)
2. Equalized current distribution, the active material is not easy to fall off
3. High gas recombination efficiency
4. Good deep discharge resilience performance
5. No delamination phenomena in the electrolyte
6. Manufactured with high-porosity

ELECTRICAL SPECIFICATION

Characteristics		
Capacity	10 hour rate (15A)	150Ah
	5 hour rate (25.5A)	127Ah
	3 hour rate (37.5A)	112Ah
	1 hour rate (82.5A)	83Ah
Capacity affected by temperature	40°C (104 °F)	102%
	25°C (77 °F)	100%
	0°C (32 °F)	85%
Max Discharge Current	1500A(5 Sec)	
Short Circuit Current	2770A	
Designed floating life	15 years (at 25°C)	
Internal Resistance	Full charged battery (25°C, 77 °F) 3mΩ	
Constant Voltage Charge	Cycle	Initial Charging Current less than 37A Voltage 7.05~7.20V at 25°C (77 °F) Temperature Coefficient -15mV/°C
	Standby	No limit on Initial Charging Current Voltage 6.75~6.90V at 25°C (77 °F) Temperature Coefficient -10mV/°C



CONSTANT CURRENT DISCHARGE RATING A@25°C

F.V/TIME	10MIN	15MIN	30MIN	1HR	3HR	5HR	8HR	10HR	20HR
1.60V	357.9	264.1	162.5	93.0	42.5	28.4	19.1	15.9	8.27
1.65V	329.1	252.5	156.0	89.5	41.1	27.6	18.8	15.7	8.16
1.70V	303.0	236.5	149.2	86.1	40.0	26.9	18.5	15.4	8.05
1.75V	277.3	220.2	142.5	82.5	38.8	26.2	18.3	15.2	7.95
1.80V	251.1	203.3	136.3	79.5	37.5	25.5	18.0	15.0	7.88

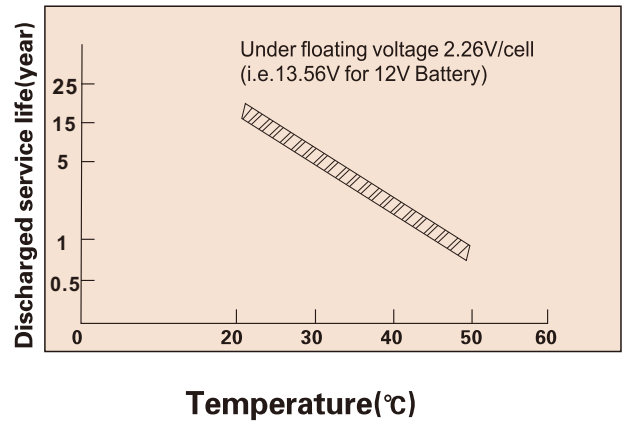
CONSTANT POWER DISCHARGE RATING WATT PER CELL@25°C

F.V/TIME	10MIN	15MIN	30MIN	1HR	3HR	5HR	8HR	10HR	20HR
1.60V	592.1	461.8	295.2	174.9	81.0	54.8	37.5	31.3	16.3
1.65V	570.3	447.9	286.5	169.2	78.9	53.4	36.9	30.9	16.1
1.70V	534.6	425.8	276.6	163.7	77.0	52.2	36.3	30.4	15.8
1.75V	498.2	402.2	266.8	157.8	75.1	51.1	35.9	30.0	15.8
1.80V	458.7	376.6	257.9	153.0	72.8	49.8	35.5	29.5	15.6

Cycle service life



Trickle(or float) service life



Storage time(months)



Temperature and discharge capacity



Charging characteristic



Storage Temperature	Supplementary Charge Interval	Charge Method
≤20°C	Every 12 months	Less or 24 hours with a constant voltage of 2.3V/cell
20-30°C	Every 8 months	12-18 hours with a constant voltage of 2.45V/cell
≥30°C	Storage to be avoided	8-12 hours with a constant current of 0.05CA

APPLICATIONS

Standby Usage:

- UPS
- Emergency Lights
- Alarm Systems
- Telecommunication Systems

Cyclic Usage:

- Medical Equipments
- Electric Instruments
- Toys
- Camcorder and Solar Systems

Motive Usage:

- Golf Cars
- Wheelchairs
- Lawnmowers
- Motorcycle

(Note) All above information shall be changed without prior notice, Shimastu reserves the right to explain and update the latest information.